



Zero Waste
Magnetic Island

What to Recycle & Where **on Magnetic Island** **Too Good to Waste**

For more information, go to <https://www.zerowastemi.org.au>



Bring your 10c containers to pick up points on the island. *See where at*
<https://www.zerowastemi.org.au/recycle-earn-cash>



Nelly Bay has a Return-it Pod for containers at the end of the Mandalay end of Bottiger St in Nelly Bay.

Deposit your 10c containers here 24/7



Get your Containers for Change number ready and go for it!

**To make your donation to
Zero Waste use C10306455**

New!!! From Nov 1 2023
**Glass wine and spirit
bottles accepted**



ITEM
Aerosol Cans (Empty)



WHERE TO RECYCLE
At home, any time.

HOW TO RECYCLE

- Place in your Council kerbside recycle bin with the **yellow** lid.
- Alternative: Avoid buying. Cooking oil can be bought in bulk and put into a reusable spray bottle which is much cheaper!



ITEM
Aluminium Foil & Trays



WHERE TO RECYCLE
At home, any time.

HOW TO RECYCLE

- Place in your Council kerbside recycle bin with yellow lid.
- Alternative: Reuse aluminium trays when you can or avoid buying



ITEM

Batteries (Small) See car and marine batteries below.



WHERE TO RECYCLE

1. Waste Transfer Station, Picnic Bay
2. Officeworks, 48 Charters Towers Rd, Hermit Park

HOW TO RECYCLE

- Cover the terminals with sticky tape and place in labelled bin at the Waste Transfer Station OR
- Take to Officeworks, Hermit Park

Useful links

<https://www.officeworks.com.au/information/about-us/sustainability/environment/recycling>



BEAUTY PRODUCTS

- Toothpaste tubes, floss containers and old plastic toothbrushes. Electric toothbrush heads
- Medical ointment tubes
- Hair gel tubes and caps
- Hair paste plastic jars and caps
- Lip balm tubes
- Face soap dispensers and tubes
- Lotion bottles, tubes, dispensers, and jars
- Shaving foam tubes (no cans)
- Plastic razors and blades via the Gillette Recycling Program
- Lip gloss tubes
- Mascara tubes
- Eye liner pencils and cases
- Eye shadow tubes
- Concealer tubes and sticks



Place in an old box with a piece of paper with your full name and email address on it. Send it to:

**Banish Recycling Program
Gadigal Land,
19/2 Lee Street
Haymarket NSW 2000.**

When Banish receive your package they will send you a confirmation email and a \$15 voucher to spend online.

WHEN AND WHERE TO RECYCLE

Whenever you have a shoebox full of beauty items.

For more info visit:

<https://banish.com.au/pages/recycling-program>

2. Terracycle Olay Program

<https://www.terracycle.com/en-AU/brigades/olay-au>

3. Priceline stores:

Willows Shopping Centre – Thuringowa Central
Stockland – Aitkenvale
Fairfield Central Shopping Centre



ITEM

Blister packs for tablets
and capsules



WHEN AND WHERE TO RECYCLE

Drop them in the
Pharmacycle bin at our
own Magnetic Island
Pharmacy to be recycled.
You can also dispose of
webster packs in the bin.
Please ensure there are no
medication/pills left in the
packaging.

HOW TO RECYCLE

NEW

1. Magnetic Island Pharmacy, 55 Sooning St, Nelly Bay
2. Send to: Banish Recycling Program
Gadigal Land,
19/2 Lee Street
Haymarket NSW 2000.

For more info visit:
[https://banish.com.au/p
ages/recycling-program](https://banish.com.au/pages/recycling-program)



ITEM Bread Tags



HOW TO RECYCLE

Anyone can collect bread tags at home, at work, school etc. All you need to do is get a jar and throw your tags in.

- Mail to Aussie Bread Tags for Wheelchairs

Aussie Bread Tags for Wheelchairs collect bread tags, sell them to recyclers and turn the cash into wheelchairs for people who can't afford them. It takes around 200kg of plastic ties to fund a wheelchair

WHERE TO RECYCLE

<https://ozbreadtagsforwheelchairs.org.au/>

1. **Mail to:** Aussie Bread Tags for Wheelchairs
PO Box 1164, Kensington Gardens, SA, 5068
<https://ozbreadtagsforwheelchairs.org.au>
aussiebreadtags@gmail.com
@aussiebreadtags
2. **Drop off** to the old schoolhouse in Horseshoe Bay



ITEM

Car Batteries/Marine Batteries including batteries in motorcycles, boats, emergency lighting and air conditioners.



WHERE TO RECYCLE

1. MI Transfer Station: West Point Road, Picnic Bay.
See the final page for opening hours and contact details.
2. Fish'n N Fuel'n (During opening hours): 36 Mandalay Avenue, Nelly Bay

For more information:

- <https://recyclingnearyou.com.au/car-batteries/TownsvilleQLD>
- <http://mobile.scrapmetal.com.au/business/what-we-buy>

HOW TO RECYCLE

Used car batteries, and other lead-acid batteries are hazardous waste and should be disposed of appropriately through recycling programs.

- Take them to the MI Waste Transfer Station.
- Most car workshops, scrap metal dealers and service stations will accept used car batteries for recycling. Check with your car battery vendor when purchasing a new battery.
- Take small batteries to Fish'n N Fuel'n.

Car Batteries can be recycled into a range of products from plant pots, to laundry detergents and new batteries.



ITEM

Cans: NO 10c Label



WHERE TO RECYCLE
At home, any time.

HOW TO

- Rinse and place in your Council kerbside recycle bin with the yellow lid.
- NB:** When putting small lids (smaller than credit card) into the recycle bin, place them inside bigger steel containers and seal.



ITEM

Car
Tyres



HOW TO RECYCLE

Take to the MI Waste Transfer Station.

Cost to dispose:

Small car/motorcycle: \$8.10 (with rim \$19.79)

Medium car/SUV/4x4: \$16.20 (with rim \$39.30)

Large/truck/tractor \$39.30 (with rim \$85.40)

- Alternative: Make a retro swan or a garden planter. Tyres can be crumbed and used for spongy surfaces, roads and for insulation etc.
- Check Facebook. Individuals may be collecting them for re-purposing.

BEWARE! Old tyres create habitats for mosquitos

WHERE AND WHEN TO RECYCLE

<https://www.zerowastemi.org.au/>

MI Transfer Station: West Point Road, Picnic Bay.

Visit

<https://www.zerowastemi.org.au> or search online for other upcycling ideas



HOW TO RECYCLE

Take me to MI Waste Transfer Station

Alternative: Papayas love the lime in concrete. Bury a small amount with your papayas. Concrete is very carbon intensive instead of laying new concrete consider using recycled pavers etc. Consider buying concrete that is mixed with fly-ash (a by-product of coal fired power stations). Build fake rocks for your garden with concrete rubble or incorporate into paver moulds.



ITEM

Concrete (small)
domestic only accepted at MI Transfer station for a cost

WHERE AND WHEN TO RECYCLE

- 1. MI Transfer Station – West Point Road Picnic Bay**
- 2. Landfill Transfer Station – Townsville**
24 Vantassel Street, Stuart
6:30am-5:45pm daily



ITEM

Drink/Milk Cartons:
NO 10c Label with
NO Drink Bottle Lid



WHERE AND WHEN TO RECYCLE

At Home any time

HOW TO RECYCLE

Place in your Council kerbside recycle bin with the **yellow** lid.

NB: Remove the lids first, as they will jam the Council machines.



ITEM
Envelopes
without windows



WHERE AND WHEN TO RECYCLE

At home, any time.

HOW TO RECYCLE

Home compost
OR,
Place in your Council kerbside recycle bin with the **yellow** lid.



ITEM

Envelopes
with
windows



WHERE AND WHEN TO RECYCLE

At home, any time.

HOW TO RECYCLE

Place in your Council kerbside recycle bin with the **yellow** lid.
Remove the plastic window and use paper in your compost/mulch



ITEM

Eyeglasses



WHERE AND WHEN TO RECYCLE

During opening hours to:

1. Bernie Lanigan Optometrist: 385
Flinders St, Townsville.

2. Spec Savers
Domain Central
Castletown
Stockland
Willows

HOW TO RECYCLE

Some optometrists (e.g. Spec Savers) will take used glasses and match up people who can use them.

Some optometrists will refit second-hand glasses with new lenses.



ITEM

e-Waste that includes:

- Computers/laptops
- Monitors
- Keyboards
- Printers
- Mice
- Hard drives
- Cables and chargers
- DVDs, CDs, tapes
- Power supplies
- Printed circuit boards
- Motherboards



HOW TO RECYCLE

Take to the MI Waste Transfer Station OR,

- Take to Officeworks.
- Alternative: DVDs and CDs can be hung in fruit trees to discourage cockatoos taking fruit. They are also great for mosaics, repainted as coasters, or as clock backing etc.

WHERE AND WHEN TO RECYCLE

<https://www.shred-x.com.au/contact-shred-x/documents-townsville-cairns/>

1. **MI Transfer Station:** West Point Road, Picnic Bay.

See the final page for opening hours and contact details.

2. **Officeworks** (During opening hours): 48 Charters Towers Road, Hermit Park.

3. **Shredex** (During opening hours): 31-35 Oonoonba Road, Idalia.



HOW TO DISPOSE

- Place in your rubbish bin.

NB: Many have micro plastics that are to be avoided at all costs.



ITEM

Face Cleansers & Used Cosmetics

WHERE TO RECYCLE

They can't be recycled.



HOW TO RECYCLE

- Take to the MI Waste Transfer Station, or mulch and use on your garden.
 - Get a mulcher and use mulch on your garden.
- Green waste creates habitat for small animals such as lizards and insects which in turn bring birds into your garden.
- NB: Remember to place ALL weeds with seeds in your rubbish bin.



ITEM

Garden/Green Waste:
E.g. Branches, twigs, flowers, grass clippings, and leaves.

WHERE AND WHEN TO RECYCLE

MI Transfer Station:
West Point Road,
Picnic Bay.



ITEM

Glass Bottles & Jars:
NO 10c label



WHERE AND WHEN TO RECYCLE

At home, any time.

HOW TO RECYCLE

- Rinse and place in your Council kerbside recycle bin with the yellow lid. NB: When putting small metal lids (smaller than credit card) into the recycle bin, place them inside bigger steel containers and seal securely so they cannot jam the machines.



Glossy Magazines



At home, any time.

Tear off the glossy front and back covers and place in the general waste. Tear the remaining pages loose and recycle in the yellow kerbside recycling bin, OR place in your compost.



ITEM

Kitchen Food Scraps



WHERE AND WHEN TO RECYCLE

At home, any time,
or
for further information visit

<https://www.zerowastemi.org.au/contact>

HOW TO RECYCLE

- Compost OR add to your worm farm. Avoid putting onion, garlic and citrus in your compost bin or worm farm as they will make it slower to process and breakdown.



ITEM
Metal Lids/Bottle Tops



WHERE AND WHEN TO RECYCLE

At home, any time.

HOW TO RECYCLE

Place in your Council kerbside recycle bin with the yellow lid.
NB: When putting small lids (smaller than credit card) into the recycle bin, place them inside bigger steel containers and seal securely. So they do not jam the Council machines.



ITEM

Milk Cartons



WHERE AND WHEN TO RECYCLE

Can not be recycled. If you are creative, you can repurpose them otherwise, they need to be disposed in the general waste bin

HOW TO RECYCLE

Can not be recycled



ITEM
Mobile Phones



WHERE AND WHEN TO RECYCLE

1. **MI State School**
2. **MI Transfer Station:**
West Point Road, Picnic Bay.
3. **Officeworks**

HOW TO RECYCLE

Place in the labelled bin at either MI State School OR take to Officeworks



ITEM

Paint Cans: Steel (Empty)



WHERE AND WHEN TO RECYCLE

MI Transfer Station: West Point Road, Picnic Bay.

HOW TO RECYCLE

Take to the MI
Waste Transfer Station



ITEM

Paper &
Cardboard:
Newspapers,
office paper,
cardboard boxes
and egg cartons.



WHERE AND WHEN TO RECYCLE

At home, any time.

HOW TO RECYCLE

If recycling, please ensure they are not contaminated (e.g. food marks).

- Place in your Council kerbside recycle bin with the yellow lid.
- Tear up or shred and use in your compost for your garden.
- Cardboard boxes are great in a 'no-dig' garden. Smother weeds with the cardboard before adding the mulch on top. Remember to remove all plastic tape as this is dangerous to wildlife.
- Moisten cardboard and use it to keep your worm farm cool



ITEM

Pens & Markers



HOW TO RECYCLE

Drop off at Magnetic Island State School

WHERE AND WHEN TO RECYCLE

1. Magnetic Island State School
Our school participates in the TerraCycle program. Drop off during school hours at the Administration building.
2. Officeworks, Hermit Park
3. Riverside Gardens Pharmacy,
228-244 Riverside Boulevard



ITEM

Phone books



HOW TO RECYCLE

Tear pages loose so large books don't jam machines and place in your Council kerbside recycle bin with the **yellow** lid.



ITEM

Pizza Boxes



WHERE AND WHEN TO RECYCLE

At home, any time.

HOW TO RECYCLE

Remove large chunks of food and place in your Council
kerbside recycle bin with the **yellow** lid
OR Compost.



ITEM

Plastic Bottle Tops



WHERE TO RECYCLE

1. MI Waste Transfer Station, Picnic Bay
2. Magnetic Island State School











HOW TO RECYCLE

Do not recycle at home. The lids will cause the Council machines to jam. Clean lids can also be dropped to MI Waste Transfer Station or to our local school (staff room). You can also use them on your own craft projects. **To confirm with Transfer Station if they accept and what they do with them**



ITEM

Plastic Containers with the recycle triangle and numbers 1-5.

 PETE	 HDPE	 PVC	 LDPE	 PP
polyethylene terephthalate	high-density polyethylene	polyvinyl chloride	low-density polyethylene	polypropylene
soft drink bottles, mineral water, fruit juice containers and cooking oil	milk jugs, cleaning agents, laundry detergents, bleaching agents, shampoo bottles, washing and shower soaps	trays for sweets, fruit, plastic packing (bubble foil) and food foils to wrap the foodstuff	crushed bottles, shopping bags, highly-resistant sacks and most of the wrappings	furniture, consumers, luggage, toys as well as bumpers, lining and external borders of the cars
				

WHERE AND WHEN TO RECYCLE

At home, any time.

HOW TO RECYCLE

Place in your Council kerbside recycle bin with the **yellow** lid. These include yogurt, ice-cream and take away containers.



ITEM

Printer Cartridges
& Ink Cartridges



HOW TO RECYCLE

Take to Officeworks
OR
to the MI Post Office

WHERE AND WHEN TO RECYCLE

- 1. Officeworks** (During opening hours): 48 Charters Towers Road, Hermit Park.
- 2. Post Office** (During opening hours): Harbourside Plaza Shopping Centre, Shop 2, 98-100 Sooning St, Nelly Bay.



ITEM
Scrap Metal
Including
Reo Mesh for Concreting



HOW TO RECYCLE

If still usable:
Drop it at the Tip Shop at the MI Waste
Transfer Station
OR,
List it on the MI Facebook pages for reuse.
If unusable take it to the various scrap
metal recyclers in Townsville.

WHERE AND WHEN TO RECYCLE

- 1. MI Transfer Station:** West Point Road, Picnic Bay.
- 2. Scrap Metal Recyclers** in Townsville:

<https://www.yellowpages.com.au/finland/metal-recyclers-merchants/townsville-region-qld>

OR

<http://mobile.scrapmetal.com.au/business/what-we-buy>



ITEM

Scrunchy/Soft
Plastic



WHERE AND WHEN TO RECYCLE

Currently these items can't be recycled,
Avoid purchasing items that contain soft
plastics

REUSE THEM

Soft plastic bags can be washed and reused numerous times. Clean packaging plastics can be repurposed as filling for cushions.

NB: Choose paper packaging wherever possible.



ITEM

Second-Hand
Clothes
&
Small Household
Items



WHERE AND WHEN TO RECYCLE

Vinnies
Shop 4, 98-100 Sooning St,
Nelly Bay

HOW TO RECYCLE

Take clean items to local Op Shops
list on MI Facebook pages,
OR

Take to the Tip Shop at the MI Waste Transfer Station.

Note: Household items only, clothes are not accepted at
the Transfer Station)



ITEM

Second-Hand
Furniture
&
Large Items



WHERE AND WHEN TO RECYCLE

The Tip Shop at MI Transfer Station:
West Point Road, Picnic Bay.

HOW TO RECYCLE

List on MI Facebook pages,
OR
Take to the Tip Shop at the MI Waste
Transfer Station.



ITEM
Sump Oil



WHERE AND WHEN TO RECYCLE

**MI Waste Transfer
Station:**
West Point Road,
Picnic Bay.

HOW TO RECYCLE

Take to the MI Waste Transfer
Station.



ITEM

Tea Bags



WHERE AND WHEN TO RECYCLE

They can't be recycled

HOW TO DISPOSE

Most tea bags contain plastic and micro plastics and should not go into a compost. Research your favourite brand but assume they need to go in the rubbish bin.

Alternative:

Use tea leaves and grow herbs and plants (e.g. lemon balm and citrus leaves) for herbal teas to save money.



ITEM

Tea Leaves



WHERE AND WHEN TO RECYCLE

at home, any time.

HOW TO RECYCLE

Compost

Alternative:

Jade plants love tea leaves. Grow jade in a pot beside your backdoor and feed with the tea leaves.



ITEM

Threads
Unwanted
materials



WHERE AND WHEN TO RECYCLE

Any time.

For further information visit

<https://www.zerowastemi.org.au/contact>

HOW TO RECYCLE

Donate clean materials to the 'Waste Arts/Crafts' Zero Waste MI group.



ITEM

Tiles



HOW TO RECYCLE

Can be used to create beautiful mosaic items.
Give to Zero Waste MI
who will donate to mosaic artists.

WHERE AND WHEN TO RECYCLE

Any time.
*For further information
visit*

<https://www.zerowastemi.org.au/contact>



ITEM

Timber/Wood



WHERE AND WHEN TO RECYCLE

MI Transfer Station:
West Point Road, Picnic Bay.

HOW TO RECYCLE

List on MI Facebook pages,
OR
Ask if the MI Men's Shed in Picnic Bay can use it,
OR
Take to the MI Waste Transfer Station.



ITEM

Toothbrushes



WHERE AND WHEN TO RECYCLE

1. Terracycle – Colgate Oral Care Free Recycling Program

<https://www.terracycle.com/en-AU/brigades/oral-care-brigade-au>

2. Riverside Gardens Pharmacy, 228-244
Riverside Boulevard, Townsville

HOW TO REPURPOSE

Used toothbrushes can be used as micro scrubbing brushes in the bathroom or kitchen. Invest in brushes with removable heads.



ITEM

Toothpaste



WHERE AND WHEN TO RECYCLE

1. Terracycle – Colgate Oral Care Free Recycling Program

<https://www.terracycle.com/en-AU/brigades/oral-care-brigade-au>

2. Riverside Gardens Pharmacy, 228-244 Riverside Boulevard, Townsville

HOW TO RECYCLE

Clean out tubes before disposing by cutting in them in half and you get more toothpaste too!

Alternative:

Consider making your own toothpaste.



ITEM

TVs
&
White Goods



WHERE AND WHEN TO DISPOSE

**The Tip Shop
at
MI Waste Transfer Station: West
Point Road, Picnic Bay.**

HOW TO REUSE

If in working condition, donate or sell through the various MI Facebook pages
or
Take to the MI Waste Transfer Station.

